

# ONLYTRADINGS.COM USER GUIDELINES

**Your Comprehensive Handbook for Seamless Trading on  
Bitget and OnlyTradings.com**

# 2024

business@onlytradings.com  
onlytradings.com

## REAL-TIME TRADING POSITIONS

"Stay ahead in the market by accessing real-time trading positions provided for free by our selected prop-traders."

## TRADING IDEAS

"Discover the exceptional trading ideas and strategies from top prop traders."

## PROPRIETARY TRADING

"Meet our selected prop-traders and freely choose whom you want to copy positions from. Additionally, OnlyTradings.com will soon launch a Become-a-Prop-Trader program."

## ORIGINAL SERIES, THE MARKET

"Explore various expert resources on technical, fundamental, and crypto analysis in THE MARKET, an original series published by OnlyTradings.com through expert market research teams."

## ENJOY EVERYTHING FOR FREE

OnlyTradings.com does not require any fees or subscriptions. Every resource is provided for FREE.

Users must register on Bitget.com using our referral code, register on OnlyTradings.com, and complete the UID verification process to gain full access to our resources.

NO MORE HIGH RISKS  
**ONLY TRADINGS.COM**



# ONLYTRADINGS.COM GUIDELINES

## Table of Contents

---

01

### BITGET USER GUIDE (PAGE 3-5)

Sign up on Bitget with our referral code, register on OnlyTradings.com, verify your UID, complete KYC, and deposit funds. Re-register if needed.

---

02

### CREATING YOUR ACCOUNT (PAGE 6-11)

Step-by-step instructions to create an account on OnlyTradings.com.

---

03

### HOW TO LOCATE MY UID (PAGE 12-14)

Find your Bitget UID to link it with OnlyTradings.com.

---

04

### HOW TO VERIFY MY UID ON ONLYTRADINGS.COM (PAGE 15-17)

Guide to verifying and updating your UID on OnlyTradings.com  
**(IF NOT SIGNED UP FOR ONLYTRADINGS.COM)**

---

05

### HOW TO EDIT/UPDATE MY UID (PAGE 18-19)

Instructions to edit or update your UID on OnlyTradings.com  
**(IF ALREADY SIGNED UP FOR ONLYTRADINGS.COM WITHOUT UID)**

---

06

### KYC VERIFICATION (PAGE 20-23)

Complete the KYC process to fully activate your account.

---

07

### HOW TO CLOSE MY BITGET ACCOUNT (PAGE 24-29)

Steps to close your Bitget account if needed.  
**(IF SIGNED UP FOR BITGET USING OTHERS' REFERRAL CODE)**

---

08

### WHERE TO TRADE ON BITGET.COM & DISCLAIMERS (PAGE 30-33)

Learn where and how to trade on Bitget and check things to know.

---



# BITGET USER GUIDE

Visit [onlytradings.com](https://onlytradings.com) to discover your opportunity.

All content in this document is protected by copyright law and strictly prohibited from unauthorized reproduction and redistribution. The text, images, charts, data, and other materials contained in this document are the property of ONLYTRADINGS.COM, a Company of EVERBRIGHTEN. Any copying, distribution, transmission, display, or commercial use of this content without prior written permission from ONLYTRADINGS.COM, a Company of EVERBRIGHTEN, is subject to legal sanctions. Using any part or whole of this document without authorization from ONLYTRADINGS.COM, a Company of EVERBRIGHTEN, is prohibited and may result in civil and criminal liability. Additionally, ONLYTRADINGS.COM, a Company of EVERBRIGHTEN, assumes no responsibility for any legal issues arising from unauthorized use of this document.





ONLYTRADINGS.COM  
SCAN QR CODE FOR REFERRAL URL



## BITGET USER GUIDE

### Recommended Processes for Using Bitget and onlytradings.com

#### #1. Sign Up on Bitget:

- Visit [Bitget.com](https://partner.bitget.com/bg/EJRQYF) using our referral URL (<https://partner.bitget.com/bg/EJRQYF>)
- Alternatively, use the referral code 38nd during registration or **scan the QR code above**, which will automatically direct you to the referral URL.

#### #2. Check Your UID:

- After signing up on Bitget.com using our referral code, log in to your account and locate your UID (User Identification Number).

#### #3. Sign Up on OnlyTradings.com:

- Visit OnlyTradings.com and complete the registration process.
- During registration, enter your Bitget UID in the designated section on the registration page.

#### #4. KYC Verification:

- After signing up on OnlyTradings.com, complete the KYC (Know Your Customer) verification process to fully activate your account.

#### #5. Deposit Funds:

- Once KYC verification is completed, deposit the funds you intend to use for trading.

By following these steps, you can ensure a smooth and secure setup process for trading on OnlyTradings.com using Bitget.

#### NOTE FOR EXISTING BITGET USERS:

- If you already have a Bitget account that was registered using another referral code, you will need to delete your current Bitget account and re-register on Bitget.com using our referral code to enjoy our services.

All content in this document is protected by copyright law and strictly prohibited from unauthorized reproduction and redistribution. The text, images, charts, data, and other materials contained in this document are the property of ONLYTRADINGS.COM, a Company of EVERBRIGHTEN. Any copying, distribution, transmission, display, or commercial use of this content without prior written permission from ONLYTRADINGS.COM, a Company of EVERBRIGHTEN, is subject to legal sanctions. Using any part or whole of this document without authorization from ONLYTRADINGS.COM, a Company of EVERBRIGHTEN, is prohibited and may result in civil and criminal liability. Additionally, ONLYTRADINGS.COM, a Company of EVERBRIGHTEN, assumes no responsibility for any legal issues arising from unauthorized use of this document.



ONLYTRADINGS.COM  
SCAN QR CODE FOR REFERRAL URL



# BITGET USER GUIDE

Welcome to Onlytradings.com X Bitget – the world’s fastest-growing crypto derivatives trading platform. First of all, among many other platforms and exchanges, thank you for putting your trust and confidence in Bitget. We won’t settle for less than the best for you!

Allow us to take this chance to walk you through the very basic first steps of your journey on Bitget!

## BITGET BEGINNER'S JOURNEY

- 1 Create an account**  
Embark on your crypto journey by setting up a Bitget account in just a few minutes.
- 2 Complete KYC**  
Complete the identity verification process to secure your account and transactions
- 3 Fund your account**  
Buy cryptos with fiat money or transfer crypto assets from other platforms to your Bitget account
- 4 Start trading**  
Ready, set, go! Discover a wide variety of cryptocurrencies trading products on Bitget
- 5 Withdraw**  
Transfer your assets from your Bitget account to other wallets

All content in this document is protected by copyright law and strictly prohibited from unauthorized reproduction and redistribution. The text, images, charts, data, and other materials contained in this document are the property of ONLYTRADINGS.COM, a Company of EVERBRIGHTEN. Any copying, distribution, transmission, display, or commercial use of this content without prior written permission from ONLYTRADINGS.COM, a Company of EVERBRIGHTEN, is subject to legal sanctions. Using any part or whole of this document without authorization from ONLYTRADINGS.COM, a Company of EVERBRIGHTEN, is prohibited and may result in civil and criminal liability. Additionally, ONLYTRADINGS.COM, a Company of EVERBRIGHTEN, assumes no responsibility for any legal issues arising from unauthorized use of this document.







# CREATING YOUR BITGET ACCOUNT

Visit [onlytradings.com](https://onlytradings.com) to discover your opportunity.

All content in this document is protected by copyright law and strictly prohibited from unauthorized reproduction and redistribution. The text, images, charts, data, and other materials contained in this document are the property of ONLYTRADINGS.COM, a Company of EVERBRIGHTEN. Any copying, distribution, transmission, display, or commercial use of this content without prior written permission from ONLYTRADINGS.COM, a Company of EVERBRIGHTEN, is subject to legal sanctions. Using any part or whole of this document without authorization from ONLYTRADINGS.COM, a Company of EVERBRIGHTEN, is prohibited and may result in civil and criminal liability. Additionally, ONLYTRADINGS.COM, a Company of EVERBRIGHTEN, assumes no responsibility for any legal issues arising from unauthorized use of this document.





## Create Your Bitget Account

Getting started is a breeze! Here's a quick guide:

- Download the Bitget app (Android | iOS) or visit the [Bitget website](https://partner.bitget.com/bg/EJRQYF) (<https://partner.bitget.com/bg/EJRQYF>)
- Click [[Sign Up](#)] and enter your email or phone number to create your account.

Be sure to input the following referral code to enjoy the full features of onlytradings.com: **38nd**

An advertisement for the Bitget app. On the left, a man with a beard and dark hair is smiling and holding a smartphone that displays the Bitget logo. The background is dark with several horizontal bars of varying lengths in shades of blue and orange. To the right of the man, the text "Trade smarter" is written in a large, bold, cyan font, with "Download now!" below it in a smaller, white font. Below this text are two columns of app store download buttons. The left column is for Android, with buttons for "Android", "Google Play", and "APPGallery". The right column is for iOS, with buttons for "iOS Beta" and "APP Store". To the right of these buttons is a QR code with the text "ONLYTRADINGS.COM SCAN QR CODE FOR REFERRAL URL" above it.

All content in this document is protected by copyright law and strictly prohibited from unauthorized reproduction and redistribution. The text, images, charts, data, and other materials contained in this document are the property of ONLYTRADINGS.COM, a Company of EVERBRIGHTEN. Any copying, distribution, transmission, display, or commercial use of this content without prior written permission from ONLYTRADINGS.COM, a Company of EVERBRIGHTEN, is subject to legal sanctions. Using any part or whole of this document without authorization from ONLYTRADINGS.COM, a Company of EVERBRIGHTEN, is prohibited and may result in civil and criminal liability. Additionally, ONLYTRADINGS.COM, a Company of EVERBRIGHTEN, assumes no responsibility for any legal issues arising from unauthorized use of this document.





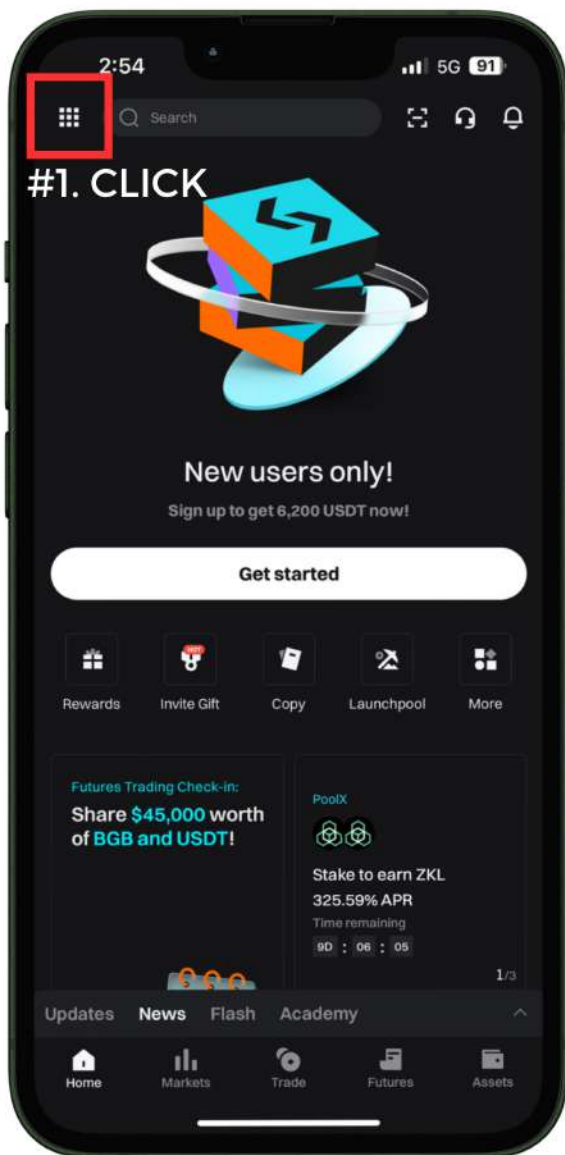


# How to Register via Mobile (1)

Getting started is a breeze! Here's a quick guide:

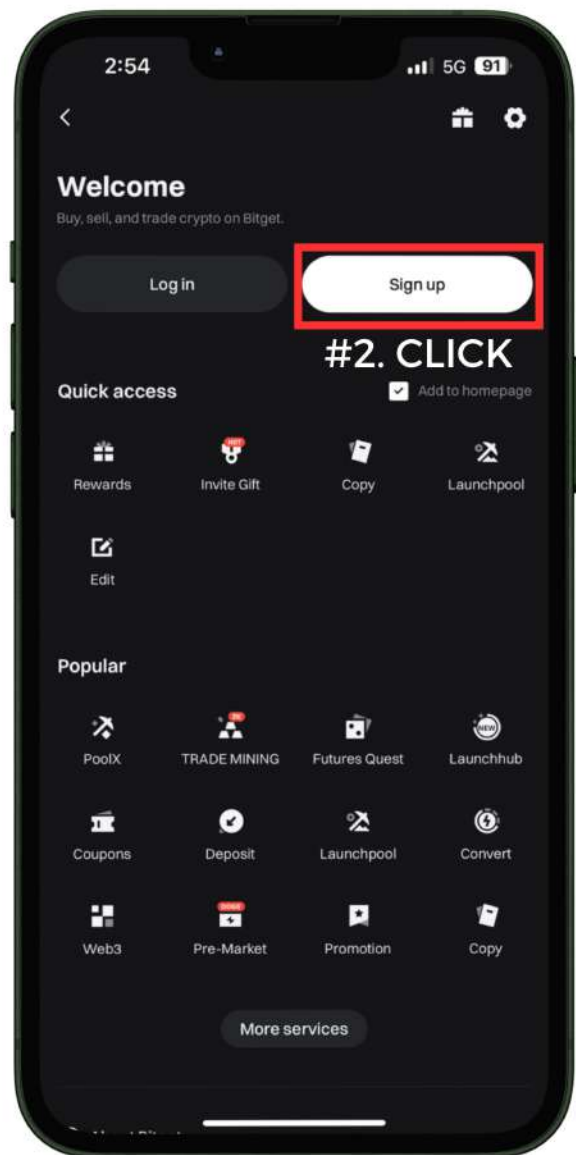
- Download the Bitget app (Android | iOS) or visit the [Bitget website \(https://partner.bitget.com/bg/EJRQYF\)](https://partner.bitget.com/bg/EJRQYF)
- Click [\[Sign Up\]](#) and enter your email or phone number to create your account.

Be sure to input the following referral code to enjoy the full features of onlytradings.com: **38nd**



### STEP #1:

CLICK THE ICON INDICATED BY THE RED BOX IN THE PICTURE.



### STEP #2:

CLICK "SIGN UP" INDICATED BY THE RED BOX IN THE PICTURE.

All content in this document is protected by copyright law and strictly prohibited from unauthorized reproduction and redistribution. The text, images, charts, data, and other materials contained in this document are the property of ONLYTRADINGS.COM, a Company of EVERBRIGHTEN. Any copying, distribution, transmission, display, or commercial use of this content without prior written permission from ONLYTRADINGS.COM, a Company of EVERBRIGHTEN, is subject to legal sanctions. Using any part or whole of this document without authorization from ONLYTRADINGS.COM, a Company of EVERBRIGHTEN, is prohibited and may result in civil and criminal liability. Additionally, ONLYTRADINGS.COM, a Company of EVERBRIGHTEN, assumes no responsibility for any legal issues arising from unauthorized use of this document.



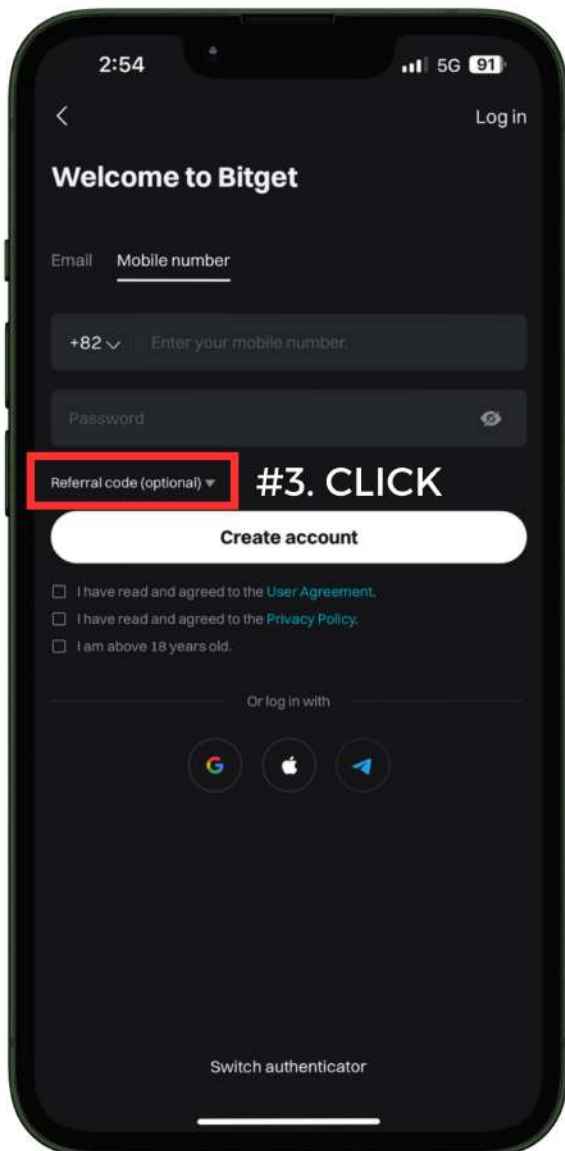


## How to Register via Mobile ( 2 )

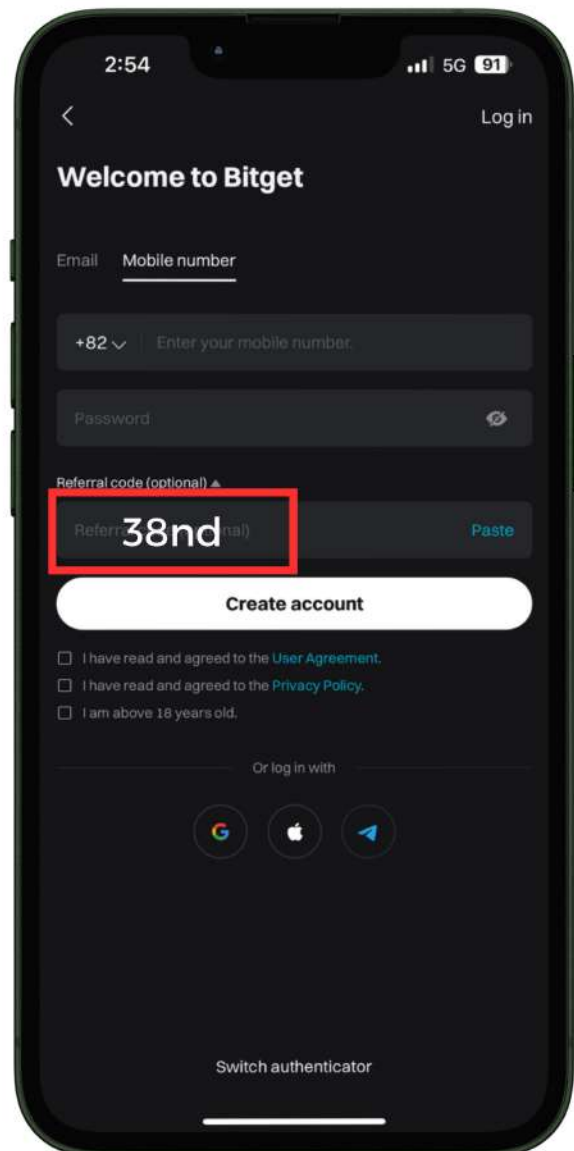
You can choose to register for Bitget using either your phone number or email.

- After entering your ID and password, don't forget to click "Referral Code (optional)" and input onlytradings.com's referral code to enjoy the full features and privileges of our website.

Be sure to input the following referral code to enjoy the full features of onlytradings.com: **38nd**



**STEP #3:**  
CLICK REFERRAL CODE INDICATED BY THE RED BOX



**STEP #4:**  
INPUT ONLYTRADINGS.COM'S REFERRAL CODE: **38nd**

All content in this document is protected by copyright law and strictly prohibited from unauthorized reproduction and redistribution. The text, images, charts, data, and other materials contained in this document are the property of ONLYTRADINGS.COM, a Company of EVERBRIGHTEN. Any copying, distribution, transmission, display, or commercial use of this content without prior written permission from ONLYTRADINGS.COM, a Company of EVERBRIGHTEN, is subject to legal sanctions. Using any part or whole of this document without authorization from ONLYTRADINGS.COM, a Company of EVERBRIGHTEN, is prohibited and may result in civil and criminal liability. Additionally, ONLYTRADINGS.COM, a Company of EVERBRIGHTEN, assumes no responsibility for any legal issues arising from unauthorized use of this document.



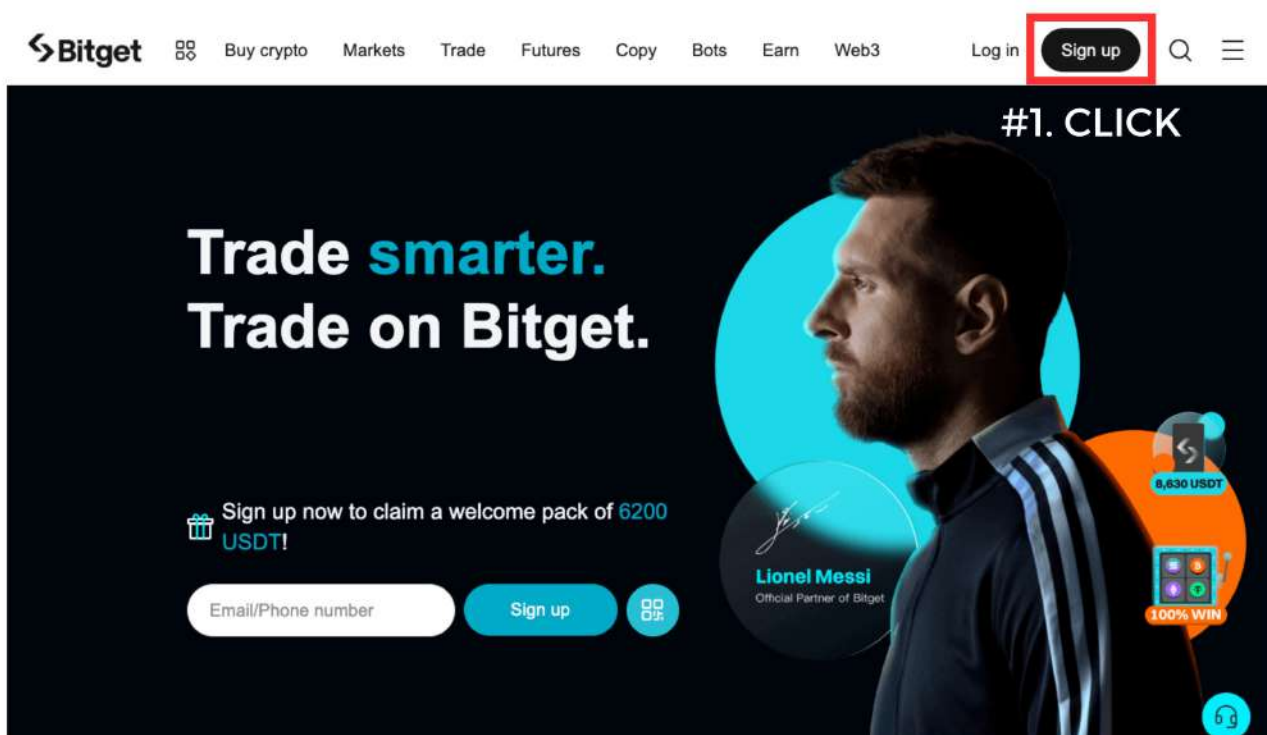


# How to Register via Desktop/Web ( 1):

Getting started is a breeze! Here's a quick guide:

- Download the Bitget app (Android | iOS) or visit the [Bitget website \(https://partner.bitget.com/bg/EJRQYF\)](https://partner.bitget.com/bg/EJRQYF)
- Click [\[Sign Up\]](#) and enter your email or phone number to create your account.

Be sure to input the following referral code to enjoy the full features of onlytradings.com: **38nd**



### STEP #1:

To register for Bitget with our referral code, follow these steps:

- Using Referral URL (HIGHLY Recommended):
  - Go to [Bitget Referral URL](#).
  - <https://partner.bitget.com/bg/EJRQYF>
  - This URL automatically applies our referral code, so you don't need to enter it manually.
- Without Using Referral URL:
  - If you visit [bitget.com](https://bitget.com) directly, you'll need to manually enter the referral code.
  - First, click "Sign Up."
  - Choose to register using either your phone number or email.
  - Enter your ID and password.
  - Don't forget to click "**Referral Code (optional)**" and input onlytradings.com's referral code to enjoy the full features and privileges of our website.

See the next page for detailed steps.

All content in this document is protected by copyright law and strictly prohibited from unauthorized reproduction and redistribution. The text, images, charts, data, and other materials contained in this document are the property of ONLYTRADINGS.COM, a Company of EVERBRIGHTEN. Any copying, distribution, transmission, display, or commercial use of this content without prior written permission from ONLYTRADINGS.COM, a Company of EVERBRIGHTEN, is subject to legal sanctions. Using any part or whole of this document without authorization from ONLYTRADINGS.COM, a Company of EVERBRIGHTEN, is prohibited and may result in civil and criminal liability. Additionally, ONLYTRADINGS.COM, a Company of EVERBRIGHTEN, assumes no responsibility for any legal issues arising from unauthorized use of this document.







## How to Register via Desktop/Web ( 2):

↪ Bitget



### Welcome to Bitget

Email    Mobile

Mobile

+82    Mobile

Password

Set password

Referral code **#2. CLICK**

**38nd** (referral code (case sensitive))

- I have read and agreed to the [User Agreement](#)
- I have read and agreed to the [Privacy Policy](#)
- I am above 18 years old.

Create Account



### STEP #2:

You can choose to register for Bitget using either your phone number or email.

- After entering your ID and password, don't forget to click "**Referral Code (optional)**" and input onlytradings.com's referral code to enjoy the full features and privileges of our website.

Be sure to input the following referral code to enjoy the full features of onlytradings.com: **38nd**

All content in this document is protected by copyright law and strictly prohibited from unauthorized reproduction and redistribution. The text, images, charts, data, and other materials contained in this document are the property of ONLYTRADINGS.COM, a Company of EVERBRIGHTEN. Any copying, distribution, transmission, display, or commercial use of this content without prior written permission from ONLYTRADINGS.COM, a Company of EVERBRIGHTEN, is subject to legal sanctions. Using any part or whole of this document without authorization from ONLYTRADINGS.COM, a Company of EVERBRIGHTEN, is prohibited and may result in civil and criminal liability. Additionally, ONLYTRADINGS.COM, a Company of EVERBRIGHTEN, assumes no responsibility for any legal issues arising from unauthorized use of this document.





## HOW TO LOCATE MY UID ON WEB/MOBILE

Visit [onlytradings.com](https://onlytradings.com) to discover your opportunity.

All content in this document is protected by copyright law and strictly prohibited from unauthorized reproduction and redistribution. The text, images, charts, data, and other materials contained in this document are the property of ONLYTRADINGS.COM, a Company of EVERBRIGHTEN. Any copying, distribution, transmission, display, or commercial use of this content without prior written permission from ONLYTRADINGS.COM, a Company of EVERBRIGHTEN, is subject to legal sanctions. Using any part or whole of this document without authorization from ONLYTRADINGS.COM, a Company of EVERBRIGHTEN, is prohibited and may result in civil and criminal liability. Additionally, ONLYTRADINGS.COM, a Company of EVERBRIGHTEN, assumes no responsibility for any legal issues arising from unauthorized use of this document.



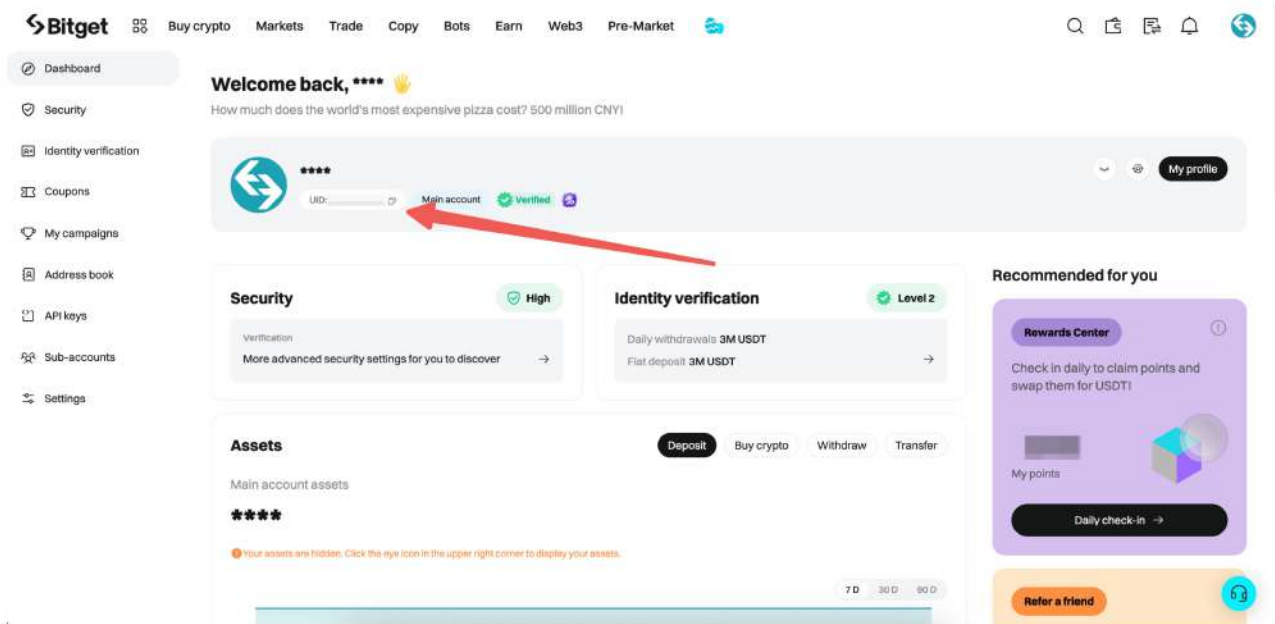
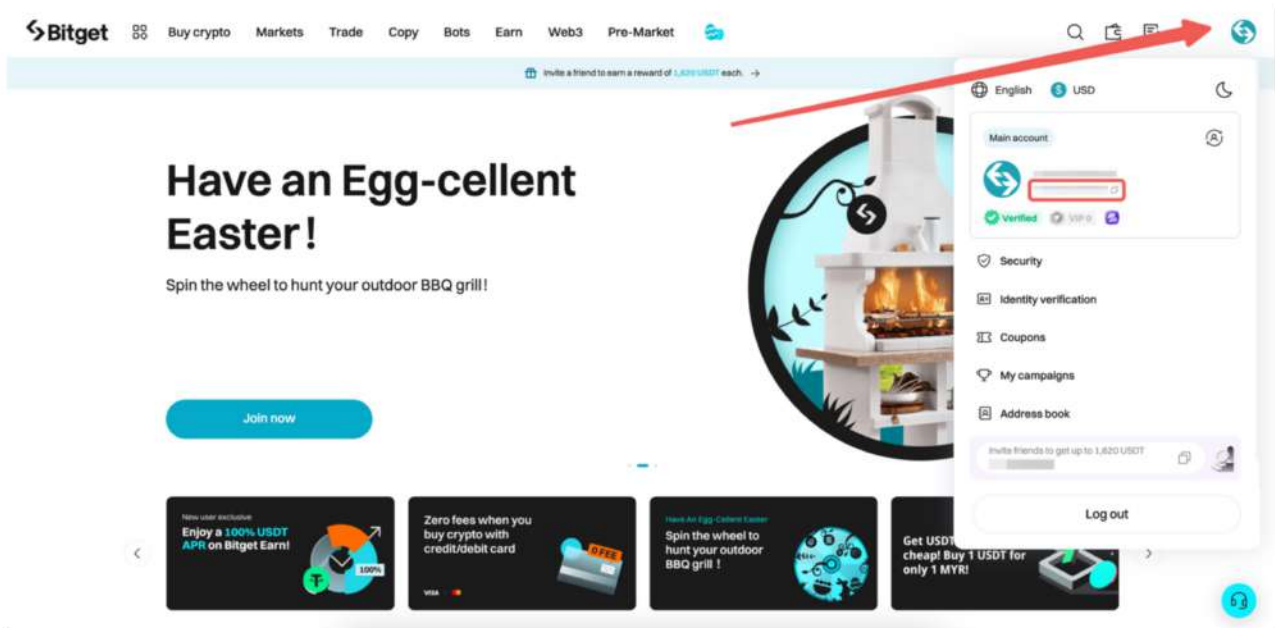


# How to Find Your UID on Bitget.com (1)

All Bitget users will obtain UID once an account has been registered. To check your UID:

### Web Tutorial:

- 1) Move your mouse pointer near to [My Profile] icon on top right and you will be able to copy your UID.
- 2) Alternatively, click the [My Profile] icon on top right and your UID will be displayed on [Dashboard].



All content in this document is protected by copyright law and strictly prohibited from unauthorized reproduction and redistribution. The text, images, charts, data, and other materials contained in this document are the property of ONLYTRADINGS.COM, a Company of EVERBRIGHTEN. Any copying, distribution, transmission, display, or commercial use of this content without prior written permission from ONLYTRADINGS.COM, a Company of EVERBRIGHTEN, is subject to legal sanctions. Using any part or whole of this document without authorization from ONLYTRADINGS.COM, a Company of EVERBRIGHTEN, is prohibited and may result in civil and criminal liability. Additionally, ONLYTRADINGS.COM, a Company of EVERBRIGHTEN, assumes no responsibility for any legal issues arising from unauthorized use of this document.





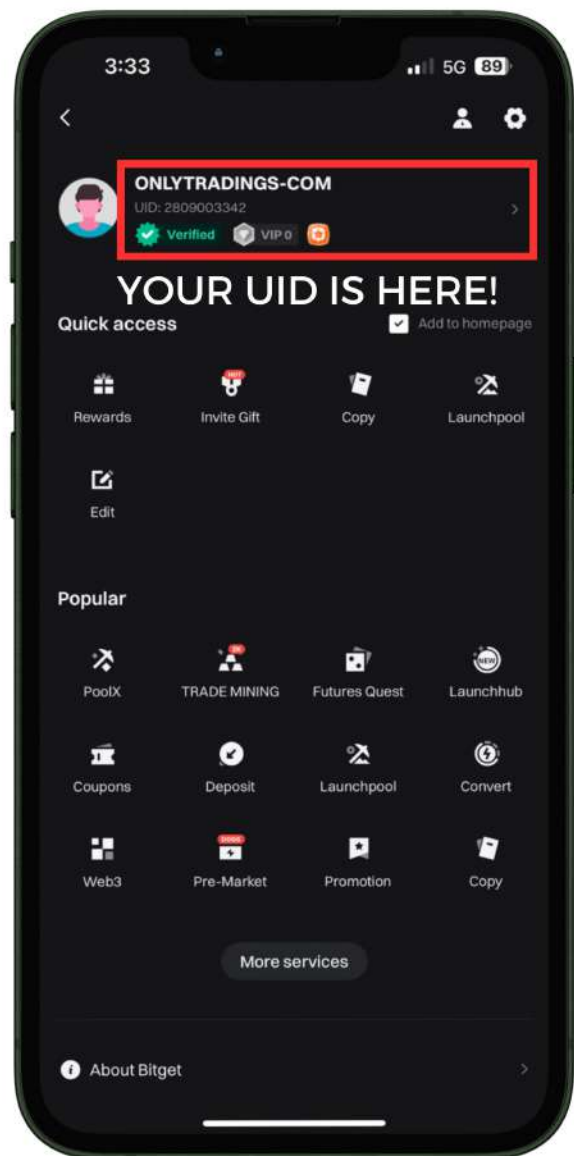
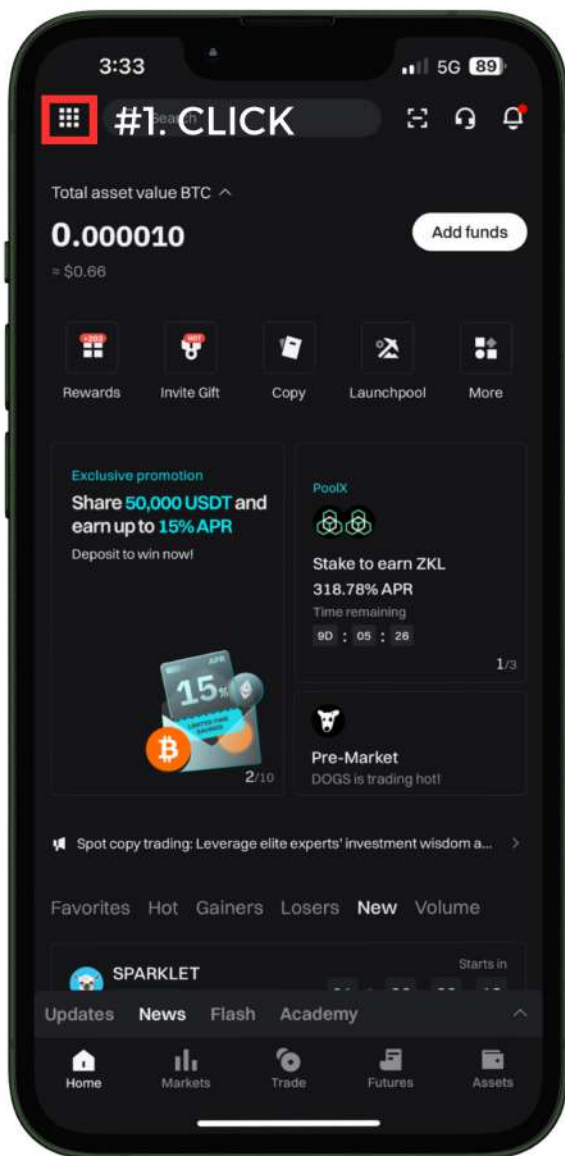


## How to Find Your UID on Bitget.com ( 2 )

All Bitget users will obtain UID once an account has been registered. To check your UID:

#### APP Tutorial:

- 1) Go to [My Profile] icon from [Home] on top left and click into [Profile]
- 2) Click to copy your UID.



All content in this document is protected by copyright law and strictly prohibited from unauthorized reproduction and redistribution. The text, images, charts, data, and other materials contained in this document are the property of ONLYTRADINGS.COM, a Company of EVERBRIGHTEN. Any copying, distribution, transmission, display, or commercial use of this content without prior written permission from ONLYTRADINGS.COM, a Company of EVERBRIGHTEN, is subject to legal sanctions. Using any part or whole of this document without authorization from ONLYTRADINGS.COM, a Company of EVERBRIGHTEN, is prohibited and may result in civil and criminal liability. Additionally, ONLYTRADINGS.COM, a Company of EVERBRIGHTEN, assumes no responsibility for any legal issues arising from unauthorized use of this document.





# HOW TO VERIFY MY UID ON [onlytradings.com](https://onlytradings.com) (IF NOT SIGNED UP)

Visit [onlytradings.com](https://onlytradings.com) to discover your opportunity.

All content in this document is protected by copyright law and strictly prohibited from unauthorized reproduction and redistribution. The text, images, charts, data, and other materials contained in this document are the property of ONLYTRADINGS.COM, a Company of EVERBRIGHTEN. Any copying, distribution, transmission, display, or commercial use of this content without prior written permission from ONLYTRADINGS.COM, a Company of EVERBRIGHTEN, is subject to legal sanctions. Using any part or whole of this document without authorization from ONLYTRADINGS.COM, a Company of EVERBRIGHTEN, is prohibited and may result in civil and criminal liability. Additionally, ONLYTRADINGS.COM, a Company of EVERBRIGHTEN, assumes no responsibility for any legal issues arising from unauthorized use of this document.

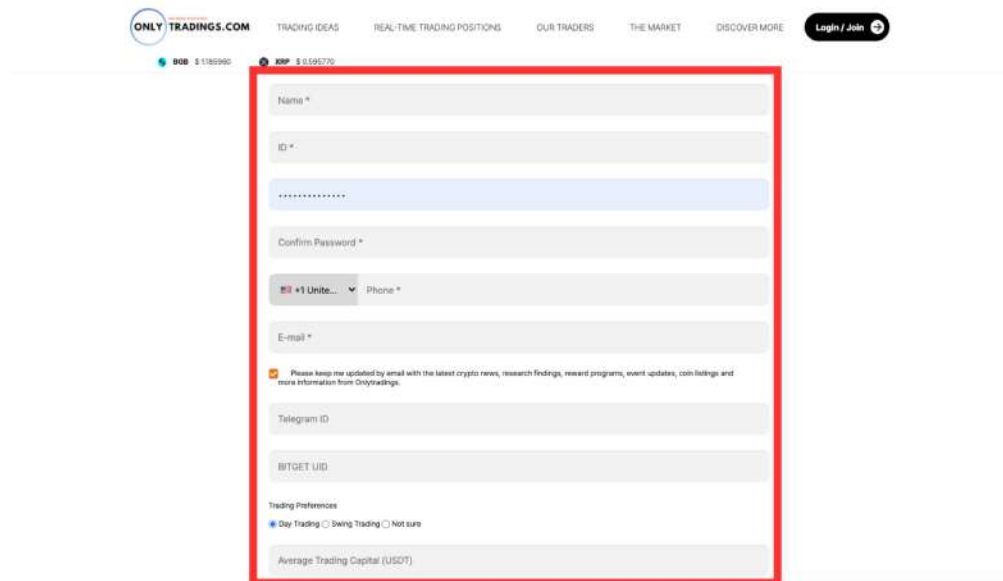
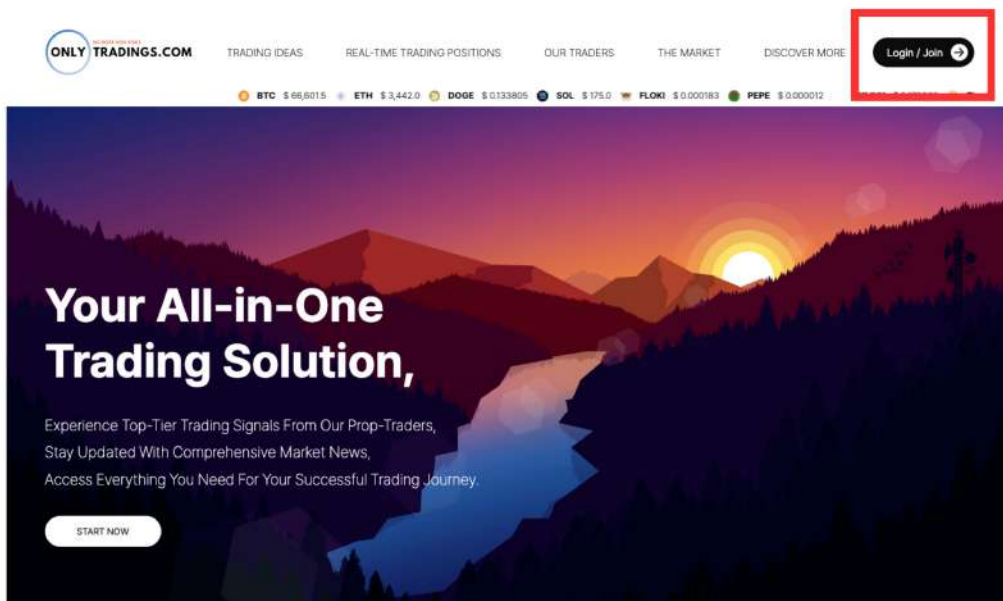




# How to Verify and Update Your UID on ONLYTRADINGS.COM (IF NOT SIGNED UP YET)

If you haven't signed up yet, go to [onlytradings.com](https://onlytradings.com) and create an account. Make sure to agree to all terms and agreements to enjoy the full features of the website.

Enter your information, such as your ID and password.



All content in this document is protected by copyright law and strictly prohibited from unauthorized reproduction and redistribution. The text, images, charts, data, and other materials contained in this document are the property of ONLYTRADINGS.COM, a Company of EVERBRIGHTEN. Any copying, distribution, transmission, display, or commercial use of this content without prior written permission from ONLYTRADINGS.COM, a Company of EVERBRIGHTEN, is subject to legal sanctions. Using any part or whole of this document without authorization from ONLYTRADINGS.COM, a Company of EVERBRIGHTEN, is prohibited and may result in civil and criminal liability. Additionally, ONLYTRADINGS.COM, a Company of EVERBRIGHTEN, assumes no responsibility for any legal issues arising from unauthorized use of this document.







# How to Verify and Update Your UID on ONLYTRADINGS.COM (IF NOT SIGNED UP YET)

Next, in the BITGET UID section, input your UID.

If you don't know where to find your BITGET UID, please refer to the previous pages.

Note that your BITGET account **must be registered through onlytradings.com's referral code**.

If not, you may fail to enjoy the full features and privileges we provide.

The screenshot shows the registration page for ONLY TRADINGS.COM. At the top, there is a navigation bar with links for TRADING IDEAS, REAL-TIME TRADING POSITIONS, OUR TRADERS, THE MARKET, and DISCOVER MORE. A 'Login / Join' button is also present. Below the navigation bar, there are two currency indicators: BQB \$ 1185960 and XRP \$ 0.595770. The main form contains several input fields: Name \*, ID \*, a masked password field (.....), Confirm Password \*, a phone number field with a dropdown for '+1 Unite...' and 'Phone \*', E-mail \*, a checkbox for 'Please keep me updated by email with the latest crypto news, research findings, reward programs, event updates, coin listings and more information from Onlytradings.', Telegram ID, BITGET UID (highlighted with a red box), Trading Preferences (Day Trading selected, Swing Trading, Not sure), and Average Trading Capital (USDT).

All content in this document is protected by copyright law and strictly prohibited from unauthorized reproduction and redistribution. The text, images, charts, data, and other materials contained in this document are the property of ONLYTRADINGS.COM, a Company of EVERBRIGHTEN. Any copying, distribution, transmission, display, or commercial use of this content without prior written permission from ONLYTRADINGS.COM, a Company of EVERBRIGHTEN, is subject to legal sanctions. Using any part or whole of this document without authorization from ONLYTRADINGS.COM, a Company of EVERBRIGHTEN, is prohibited and may result in civil and criminal liability. Additionally, ONLYTRADINGS.COM, a Company of EVERBRIGHTEN, assumes no responsibility for any legal issues arising from unauthorized use of this document.





# HOW TO UPDATE MY UID ON [onlytradings.com](https://onlytradings.com) (IF SIGNED UP)

Visit [onlytradings.com](https://onlytradings.com) to discover your opportunity.

All content in this document is protected by copyright law and strictly prohibited from unauthorized reproduction and redistribution. The text, images, charts, data, and other materials contained in this document are the property of ONLYTRADINGS.COM, a Company of EVERBRIGHTEN. Any copying, distribution, transmission, display, or commercial use of this content without prior written permission from ONLYTRADINGS.COM, a Company of EVERBRIGHTEN, is subject to legal sanctions. Using any part or whole of this document without authorization from ONLYTRADINGS.COM, a Company of EVERBRIGHTEN, is prohibited and may result in civil and criminal liability. Additionally, ONLYTRADINGS.COM, a Company of EVERBRIGHTEN, assumes no responsibility for any legal issues arising from unauthorized use of this document.

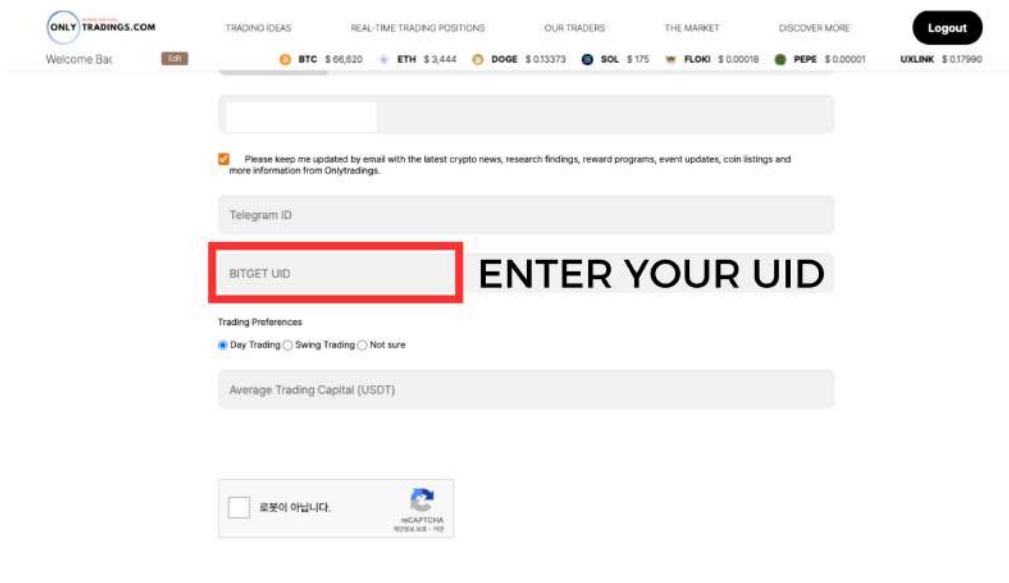
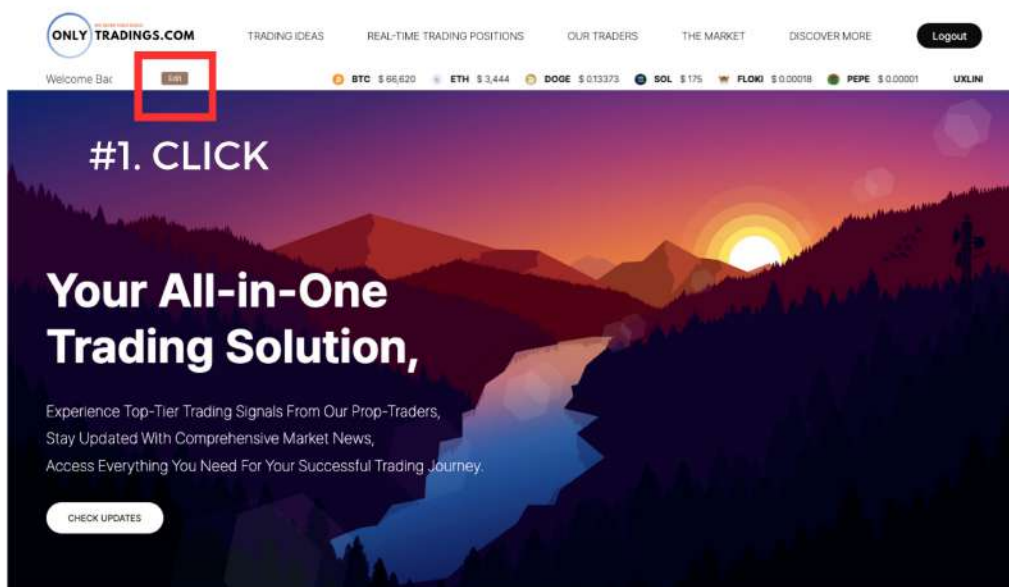




# How to Verify and Update Your UID on ONLYTRADINGS.COM (IF ALREADY SIGNED UP)

## Editing Existing Account:

- If you have already signed up for onlytradings.com without inputting the UID, go to the main homepage of our website and click "edit."
- You will then be able to edit your information and input your BITGET UID.



All content in this document is protected by copyright law and strictly prohibited from unauthorized reproduction and redistribution. The text, images, charts, data, and other materials contained in this document are the property of ONLYTRADINGS.COM, a Company of EVERBRIGHTEN. Any copying, distribution, transmission, display, or commercial use of this content without prior written permission from ONLYTRADINGS.COM, a Company of EVERBRIGHTEN, is subject to legal sanctions. Using any part or whole of this document without authorization from ONLYTRADINGS.COM, a Company of EVERBRIGHTEN, is prohibited and may result in civil and criminal liability. Additionally, ONLYTRADINGS.COM, a Company of EVERBRIGHTEN, assumes no responsibility for any legal issues arising from unauthorized use of this document.







# KYC VERIFICATION

Visit [onlytradings.com](https://onlytradings.com) to discover your opportunity.

All content in this document is protected by copyright law and strictly prohibited from unauthorized reproduction and redistribution. The text, images, charts, data, and other materials contained in this document are the property of ONLYTRADINGS.COM, a Company of EVERBRIGHTEN. Any copying, distribution, transmission, display, or commercial use of this content without prior written permission from ONLYTRADINGS.COM, a Company of EVERBRIGHTEN, is subject to legal sanctions. Using any part or whole of this document without authorization from ONLYTRADINGS.COM, a Company of EVERBRIGHTEN, is prohibited and may result in civil and criminal liability. Additionally, ONLYTRADINGS.COM, a Company of EVERBRIGHTEN, assumes no responsibility for any legal issues arising from unauthorized use of this document.





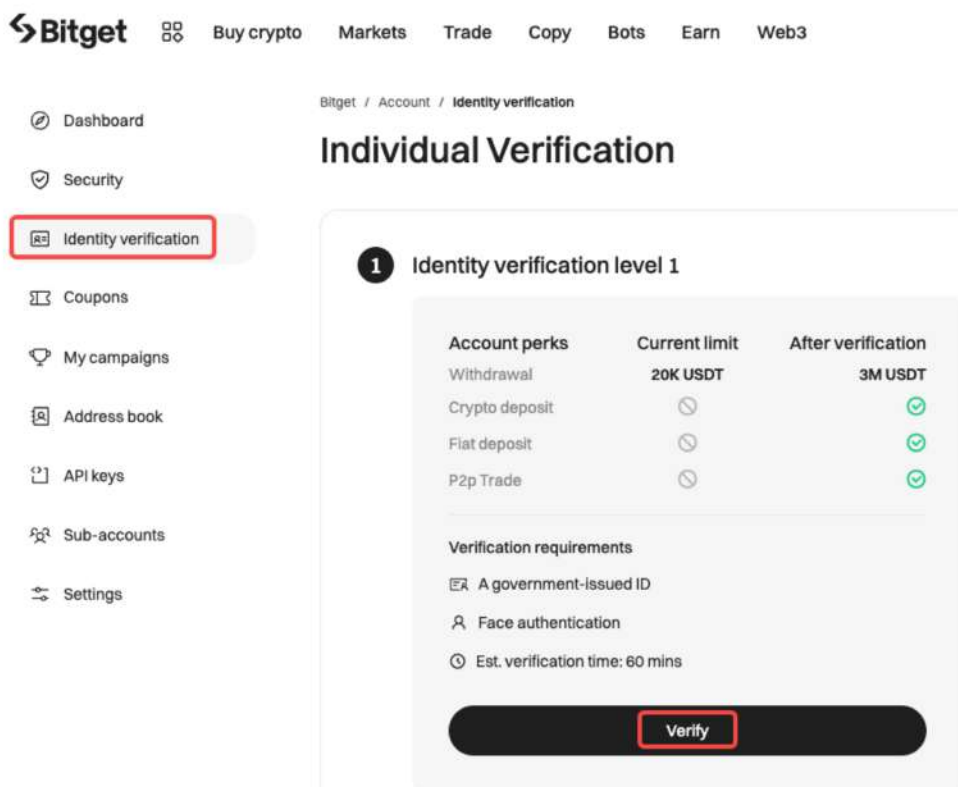
# Why KYC Verification is Needed? How to Do It (Web-Tutorial):

KYC verification on Bitget is necessary for complying with legal regulations and enhancing platform security by preventing fraud. Without KYC, users are limited in their transaction capabilities and cannot access all features.

Here's the step-by-step guidelines to complete your individual verification / KYC on Bitget web.

### Step 1:

Go to your [Bitget Account] and select [Identity Verification]. As a regular user of Bitget, click [Verify] on the same page to apply for [Individual Verification] or KYC.



All content in this document is protected by copyright law and strictly prohibited from unauthorized reproduction and redistribution. The text, images, charts, data, and other materials contained in this document are the property of ONLYTRADINGS.COM, a Company of EVERBRIGHTEN. Any copying, distribution, transmission, display, or commercial use of this content without prior written permission from ONLYTRADINGS.COM, a Company of EVERBRIGHTEN, is subject to legal sanctions. Using any part or whole of this document without authorization from ONLYTRADINGS.COM, a Company of EVERBRIGHTEN, is prohibited and may result in civil and criminal liability. Additionally, ONLYTRADINGS.COM, a Company of EVERBRIGHTEN, assumes no responsibility for any legal issues arising from unauthorized use of this document.





# Why KYC Verification is Needed? How to Do It (Web-Tutorial):

## Step 2:

- Choose your nationality/issuing country and the ID type (ID card, passport or driver's license).
- Next, select PC if you want to apply through your PC/web.

## IMPORTANT NOTE:

To comply with the rules and regulations, Bitget only accepts one or two types of identity document for certain nationalities/countries. For example, we only accept national ID for some countries but passport driver's license are not accepted.

## Step 3:

- Enter your full name. If you have middle name, please fill in after your "first name".

## Step 4:

- You are required to take three photos with your phone or upload a photo from your PC. Click [Continue] once you have taken them or uploaded all photos.
  - Front view of your ID/passport/driver's license
  - Back view of your ID/passport/driver's license
  - Your selfie

## Note:

Do not wear hats and glasses. Make sure that the lighting is sufficient / or not too bright to avoid reflection. If you choose to [Continue on Phone], get a secure link/QR code so that you can take photo via phone.

## Step 5:

- Once you have taken all three photos, proceed to [Submit Verification].

## Step 6:

Your application will be [Under Review] up to 1 ~ 4 hours.

## Step 7:

- If your KYC application has failed, you will receive a notification with reason via your registered email.





# Why KYC Verification is Needed? How to Do It (App-Tutorial):

KYC verification on Bitget is necessary for complying with legal regulations and enhancing platform security by preventing fraud. Without KYC, users are limited in their transaction capabilities and cannot access all features.

Here's the step-by-step guidelines to complete your individual verification / KYC on Bitget mobile app.

### Step 1:

- There are few "short-cuts" which will link you to apply for individual verification / KYC.
  - Click the announcement on top of [Home] page.
  - Or, click the [My Profile] icon and tap on the [Unverified].

### Step 2:

- Choose [Verify] to start your KYC application.

### Step 3:

- Choose your nationality/issuing country and the ID type (ID card, passport or driver's license). Click [Continue] to proceed.

### IMPORTANT NOTE:

To comply with the rules and regulations, Bitget only accepts one or two types of identity document for certain nationalities/countries. For example, we only accept national ID for some countries but passport driver's license are not accepted.

### Step 4:

Enter your full name. If you have middle name, please fill in after your "first name".

### Step 5:

- You are required to take three photos with your phone. Click [Continue] once you have taken them.
  - Front view of your ID/passport/driver's license
  - Back view of your ID/passport/driver's license
  - Your selfie

### Note:

Do not wear hats and glasses. Make sure that the lighting is sufficient / or not too bright to avoid reflection. Once you have taken all three photos, proceed to [Submit Verification].

### Step 6:

- Your application will be [Under Review] up to 1 ~ 4 hours.

### Step 7:

- If your KYC application has failed, you will receive a notification with reason via your registered email.

All content in this document is protected by copyright law and strictly prohibited from unauthorized reproduction and redistribution. The text, images, charts, data, and other materials contained in this document are the property of ONLYTRADINGS.COM, a Company of EVERBRIGHTEN. Any copying, distribution, transmission, display, or commercial use of this content without prior written permission from ONLYTRADINGS.COM, a Company of EVERBRIGHTEN, is subject to legal sanctions. Using any part or whole of this document without authorization from ONLYTRADINGS.COM, a Company of EVERBRIGHTEN, is prohibited and may result in civil and criminal liability. Additionally, ONLYTRADINGS.COM, a Company of EVERBRIGHTEN, assumes no responsibility for any legal issues arising from unauthorized use of this document.





## HOW TO CLOSE MY BITGET ACCOUNT

If you already have a Bitget account that was registered using another referral code, you will need to delete your current Bitget account and re-register on Bitget.com using our referral code to enjoy our services.

Visit [onlytradings.com](https://onlytradings.com) to discover your opportunity.

All content in this document is protected by copyright law and strictly prohibited from unauthorized reproduction and redistribution. The text, images, charts, data, and other materials contained in this document are the property of ONLYTRADINGS.COM, a Company of EVERBRIGHTEN. Any copying, distribution, transmission, display, or commercial use of this content without prior written permission from ONLYTRADINGS.COM, a Company of EVERBRIGHTEN, is subject to legal sanctions. Using any part or whole of this document without authorization from ONLYTRADINGS.COM, a Company of EVERBRIGHTEN, is prohibited and may result in civil and criminal liability. Additionally, ONLYTRADINGS.COM, a Company of EVERBRIGHTEN, assumes no responsibility for any legal issues arising from unauthorized use of this document.





# HOW TO DELETE MY BITGET ACCOUNT? (EXISTING BITGET USERS) - WEB/MOBILE

If you already have a Bitget account that was registered **using another referral code**, you will need to **delete your current Bitget account and re-register** on Bitget.com using our referral code to enjoy our services.

**Here's the step-by-step procedures to close your account on Bitget web.**

**Step 1:** Go to [Dashboard] and click to [My Profile].

**Step 2:** Scroll down your page on [My Profile] and there will be an option: [Close Account].

**Step 3:** Next, choose [Cancel Account] to proceed.

### **IMPORTANT NOTE:**

Before you cancel your account, make sure that:

- There is no available assets (crypto fiat currencies) in any of your account (spot, Futures, funding, isolated margin cross margin) that are worth more than 5 USDT in value.
- Any existing Futures/grid/strategy positions must be closed.
- No subscription of Bitget Earn (saving, staking, launchpad, dual-investment, launch pool and etc).
- No funds is being transferred to web3 (also know as Bitget Swap)

**Step 4:** Agrees on the terms condition / disclaimer before you continue to [Cancel Account].

**Step 5:** Enter your password and security verification.

**Step 6:** You will not be able to cancel your account if you still have balance of assets in your account. Please refer to the Important Note from [Step 3] and make sure all funds/assets are being transferred/withdrawn out from your Bitget account before deleting it.

Once you have submitted your request, the review will take within 24 hours and your Bitget account will be permanently disabled.

### **Additional notes after an account is deleted:**

- All trading and login functions are no longer accessible.
- All API private keys in your account will be disabled.
- All authorized devices will be removed.
- The verified identity information will be deleted.
- No rewards will be distributed to your account.

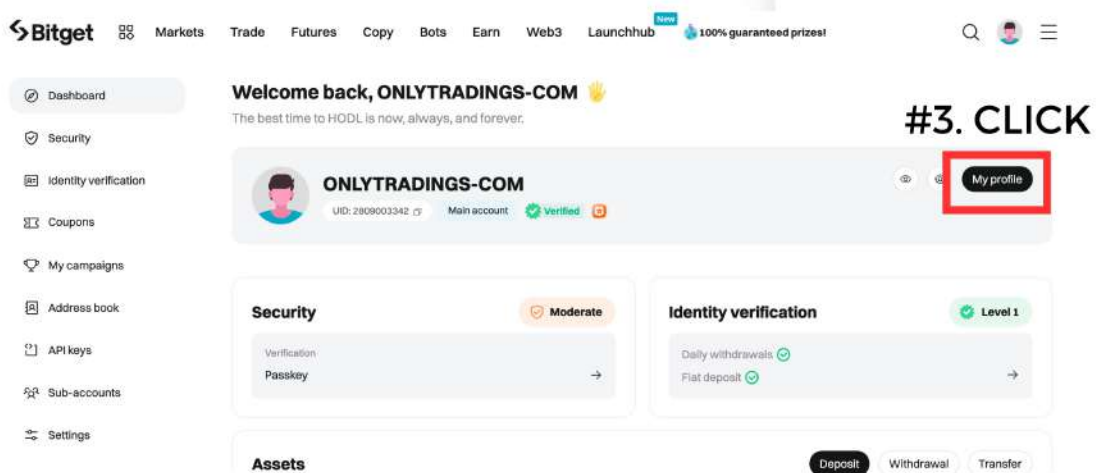
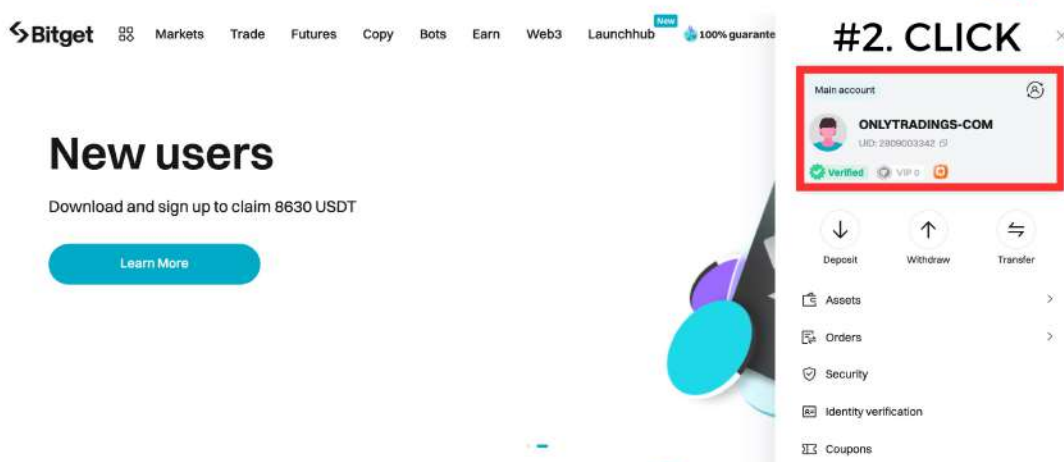
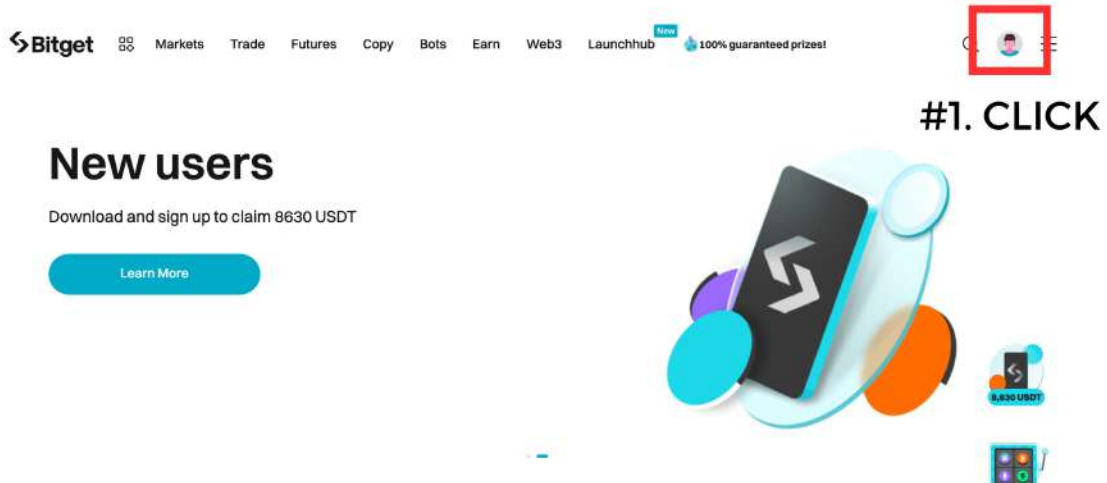
All content in this document is protected by copyright law and strictly prohibited from unauthorized reproduction and redistribution. The text, images, charts, data, and other materials contained in this document are the property of ONLYTRADINGS.COM, a Company of EVERBRIGHTEN. Any copying, distribution, transmission, display, or commercial use of this content without prior written permission from ONLYTRADINGS.COM, a Company of EVERBRIGHTEN, is subject to legal sanctions. Using any part or whole of this document without authorization from ONLYTRADINGS.COM, a Company of EVERBRIGHTEN, is prohibited and may result in civil and criminal liability. Additionally, ONLYTRADINGS.COM, a Company of EVERBRIGHTEN, assumes no responsibility for any legal issues arising from unauthorized use of this document.







# HOW TO CLOSE MY BITGET ACCOUNT? (EXISTING BITGET USERS) - WEB



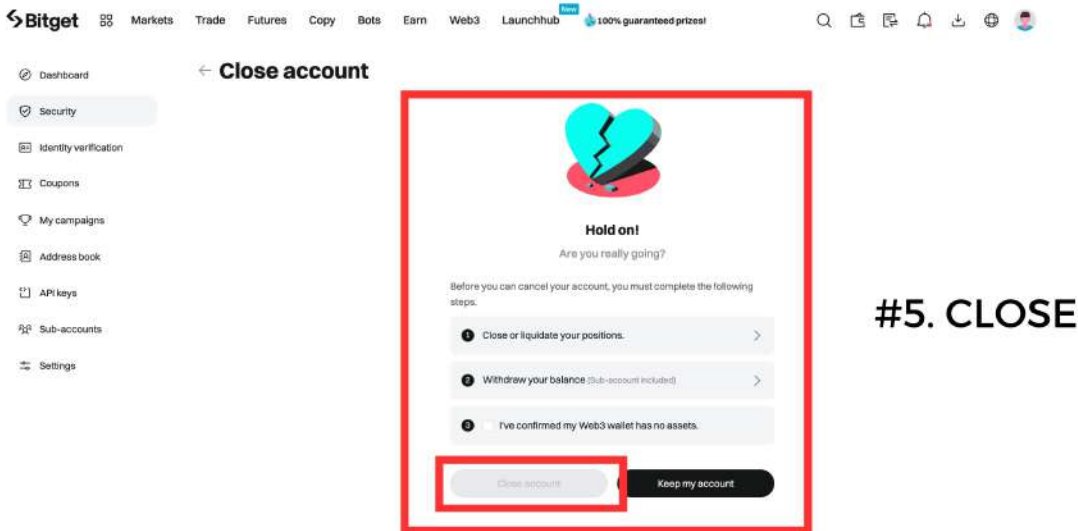
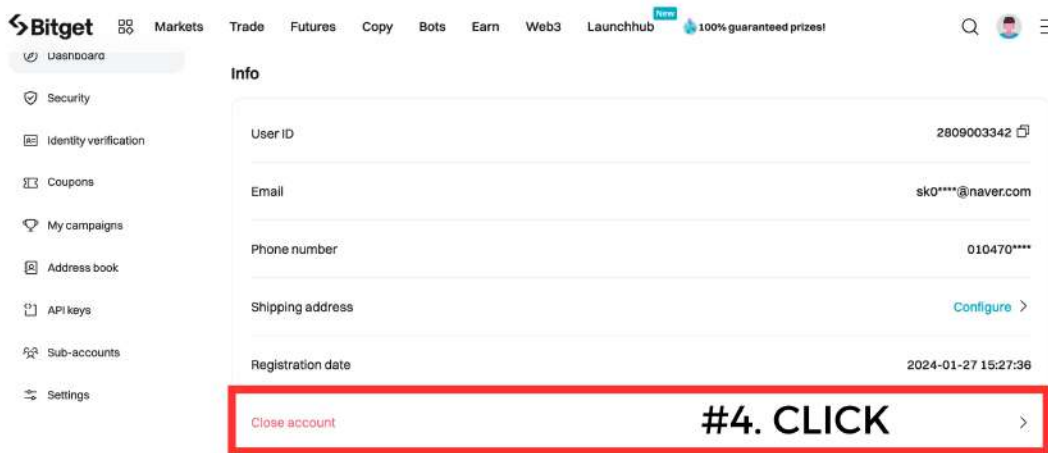
All content in this document is protected by copyright law and strictly prohibited from unauthorized reproduction and redistribution. The text, images, charts, data, and other materials contained in this document are the property of ONLYTRADINGS.COM, a Company of EVERBRIGHTEN. Any copying, distribution, transmission, display, or commercial use of this content without prior written permission from ONLYTRADINGS.COM, a Company of EVERBRIGHTEN, is subject to legal sanctions. Using any part or whole of this document without authorization from ONLYTRADINGS.COM, a Company of EVERBRIGHTEN, is prohibited and may result in civil and criminal liability. Additionally, ONLYTRADINGS.COM, a Company of EVERBRIGHTEN, assumes no responsibility for any legal issues arising from unauthorized use of this document.







# HOW TO CLOSE MY BITGET ACCOUNT? (EXISTING BITGET USERS) - WEB



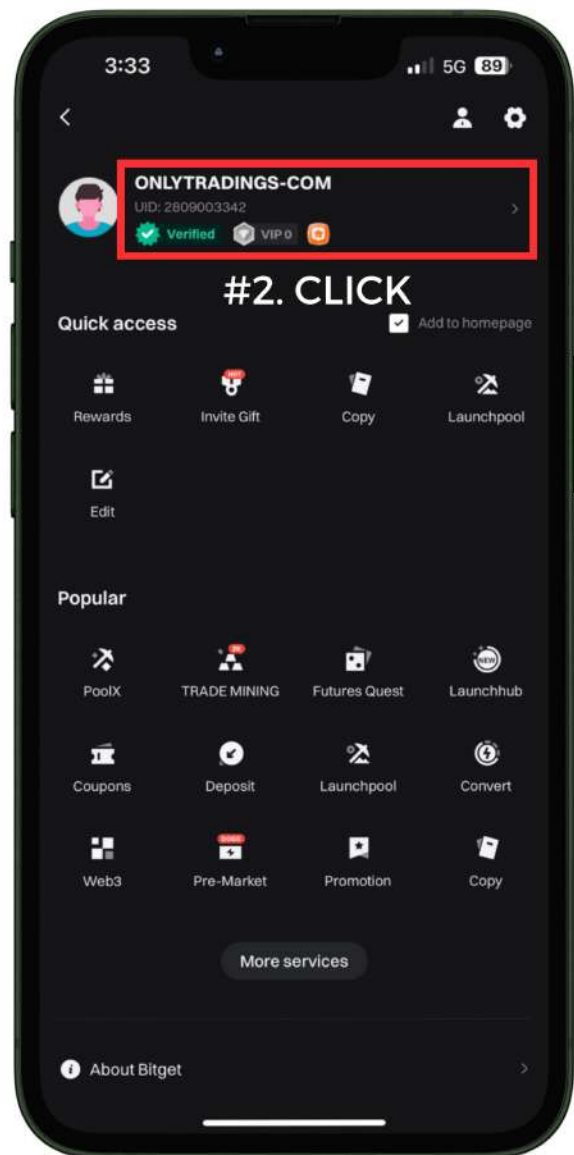
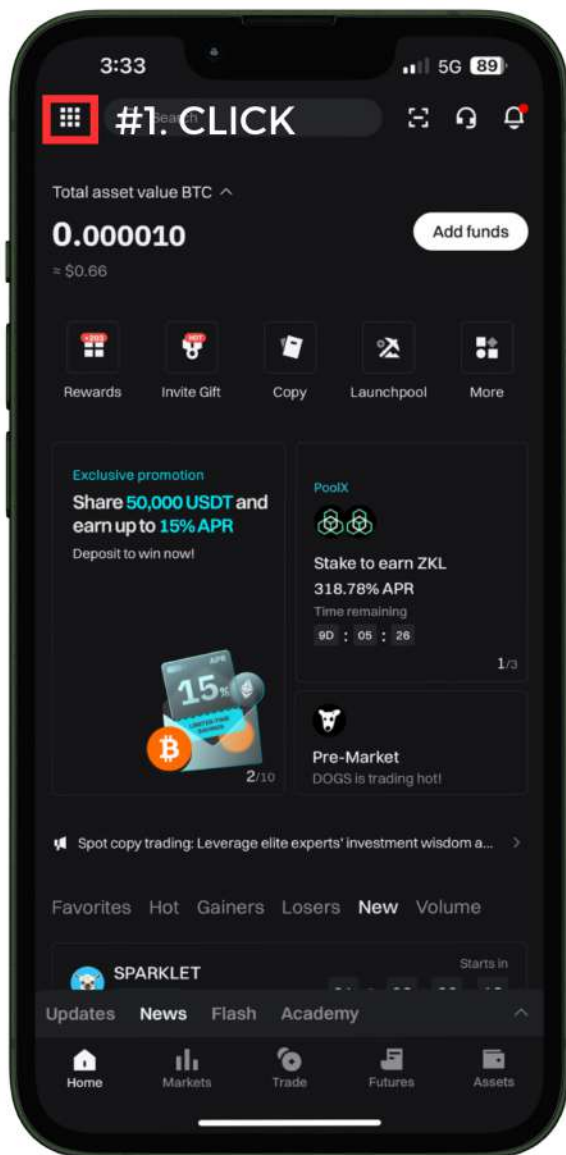
Re-register on Bitget.com using our referral code to enjoy our services  
URL: <https://partner.bitget.com/bg/EJRQYF>  
CODE: 38nd

All content in this document is protected by copyright law and strictly prohibited from unauthorized reproduction and redistribution. The text, images, charts, data, and other materials contained in this document are the property of ONLYTRADINGS.COM, a Company of EVERBRIGHTEN. Any copying, distribution, transmission, display, or commercial use of this content without prior written permission from ONLYTRADINGS.COM, a Company of EVERBRIGHTEN, is subject to legal sanctions. Using any part or whole of this document without authorization from ONLYTRADINGS.COM, a Company of EVERBRIGHTEN, is prohibited and may result in civil and criminal liability. Additionally, ONLYTRADINGS.COM, a Company of EVERBRIGHTEN, assumes no responsibility for any legal issues arising from unauthorized use of this document.





# HOW TO CLOSE MY BITGET ACCOUNT? (EXISTING BITGET USERS) - MOBILE


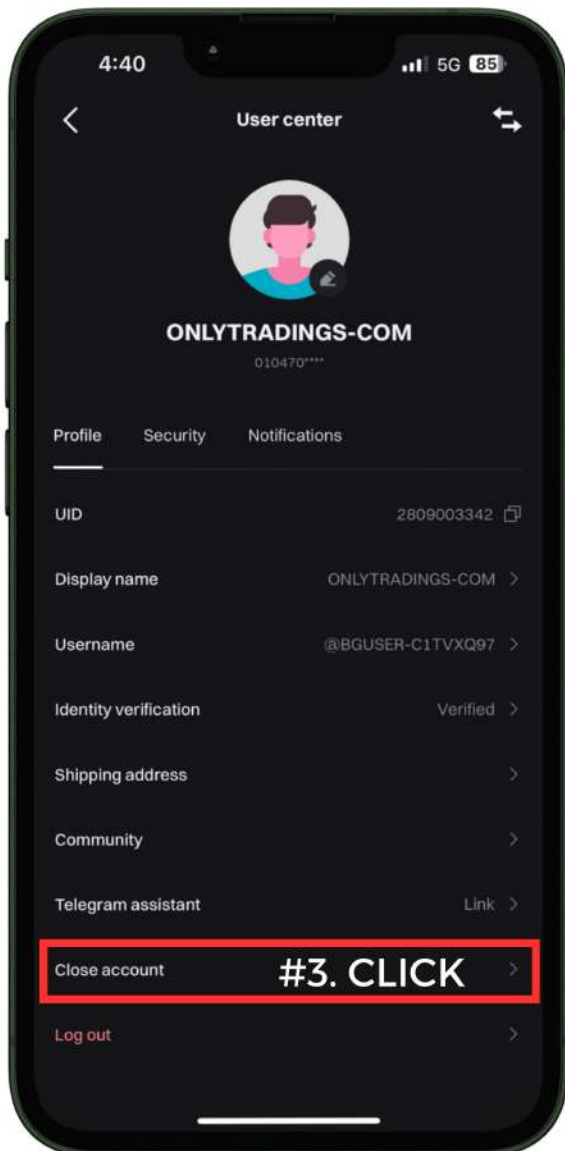


All content in this document is protected by copyright law and strictly prohibited from unauthorized reproduction and redistribution. The text, images, charts, data, and other materials contained in this document are the property of ONLYTRADINGS.COM, a Company of EVERBRIGHTEN. Any copying, distribution, transmission, display, or commercial use of this content without prior written permission from ONLYTRADINGS.COM, a Company of EVERBRIGHTEN, is subject to legal sanctions. Using any part or whole of this document without authorization from ONLYTRADINGS.COM, a Company of EVERBRIGHTEN, is prohibited and may result in civil and criminal liability. Additionally, ONLYTRADINGS.COM, a Company of EVERBRIGHTEN, assumes no responsibility for any legal issues arising from unauthorized use of this document.





## HOW TO CLOSE MY BITGET ACCOUNT? (EXISTING BITGET USERS) - MOBILE



Re-register on Bitget.com using our referral code to enjoy our services  
URL: <https://partner.bitget.com/bg/EJRQYF>  
CODE: 38nd

All content in this document is protected by copyright law and strictly prohibited from unauthorized reproduction and redistribution. The text, images, charts, data, and other materials contained in this document are the property of ONLYTRADINGS.COM, a Company of EVERBRIGHTEN. Any copying, distribution, transmission, display, or commercial use of this content without prior written permission from ONLYTRADINGS.COM, a Company of EVERBRIGHTEN, is subject to legal sanctions. Using any part or whole of this document without authorization from ONLYTRADINGS.COM, a Company of EVERBRIGHTEN, is prohibited and may result in civil and criminal liability. Additionally, ONLYTRADINGS.COM, a Company of EVERBRIGHTEN, assumes no responsibility for any legal issues arising from unauthorized use of this document.





# WHERE TO TRADE ON BITGET.COM?

Visit [onlytradings.com](https://onlytradings.com) to discover your opportunity.

All content in this document is protected by copyright law and strictly prohibited from unauthorized reproduction and redistribution. The text, images, charts, data, and other materials contained in this document are the property of ONLYTRADINGS.COM, a Company of EVERBRIGHTEN. Any copying, distribution, transmission, display, or commercial use of this content without prior written permission from ONLYTRADINGS.COM, a Company of EVERBRIGHTEN, is subject to legal sanctions. Using any part or whole of this document without authorization from ONLYTRADINGS.COM, a Company of EVERBRIGHTEN, is prohibited and may result in civil and criminal liability. Additionally, ONLYTRADINGS.COM, a Company of EVERBRIGHTEN, assumes no responsibility for any legal issues arising from unauthorized use of this document.







## Welcome to OnlyTradings.com

Welcome to OnlyTradings.com!

Congratulations!

OnlyTradings.com now assumes that you have already completed the sign-up process for both Bitget.com (using our referral code) and OnlyTradings.com, and have verified/updated your UID on OnlyTradings.com.

Here's how to trade on Bitget.com using our resources, such as real-time trading positions provided by our selected prop-traders, trading ideas, and more:

### Real-Time Trading Positions:

- Our real-time trading positions are based on the BITGET exchange - Futures Contract - USDT-M section.
- When you see a trader A opening a limit order (indicated as open orders on our website), all the entry, take profit, and stop loss prices are based on the Bitget exchange futures contract USDT-M.
- It is crucial to use Bitget and check the perpetual contract price to prevent any unintended issues in your trading experience.

### Full Access to Features:

- Signing up using our referral code does not automatically grant full access to all features of our website.
- To enjoy our services and features, you must deposit **at least \$1,000 or an equivalent amount in USDT into your Bitget account.**

### Additional Information:

- For more details, please visit our website, navigate to the "Discover More" section, and click on "Account Level" to learn more about our system.

## IMPORTANT NOTICE:

OnlyTradings.com emphasizes that we do not charge any fees to our users. Depositing in your Bitget account is necessary. Beware of scammers who may try to mimic us and ask for payments. We do not accept any payments.

For further details, please visit our website. Thank you for choosing OnlyTradings.com!

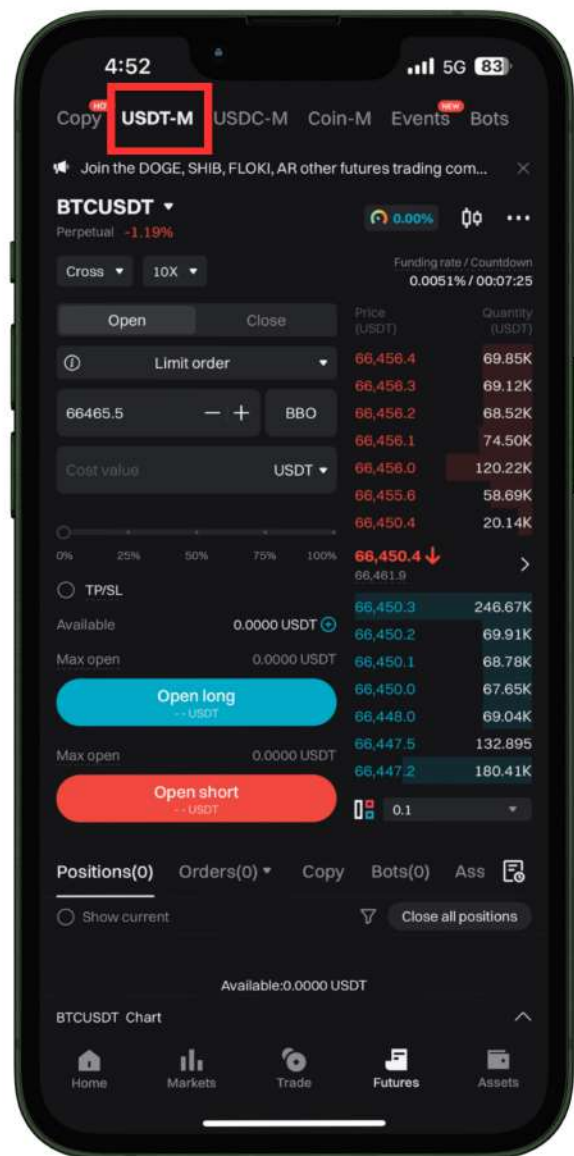
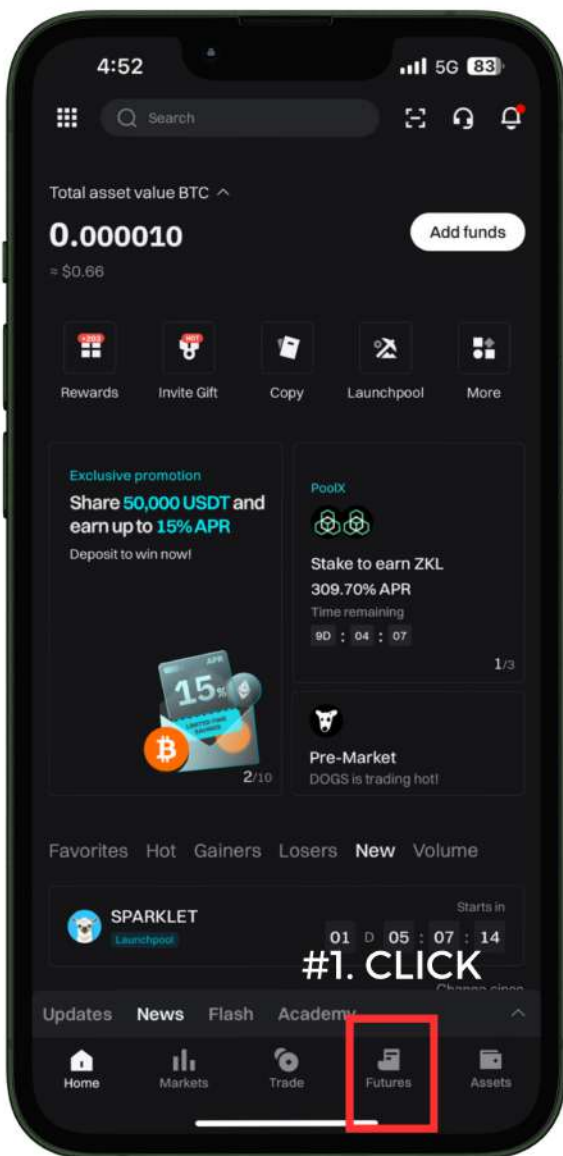
All content in this document is protected by copyright law and strictly prohibited from unauthorized reproduction and redistribution. The text, images, charts, data, and other materials contained in this document are the property of ONLYTRADINGS.COM, a Company of EVERBRIGHTEN. Any copying, distribution, transmission, display, or commercial use of this content without prior written permission from ONLYTRADINGS.COM, a Company of EVERBRIGHTEN, is subject to legal sanctions. Using any part or whole of this document without authorization from ONLYTRADINGS.COM, a Company of EVERBRIGHTEN, is prohibited and may result in civil and criminal liability. Additionally, ONLYTRADINGS.COM, a Company of EVERBRIGHTEN, assumes no responsibility for any legal issues arising from unauthorized use of this document.





## WHERE TO START MY TRADE?

## HERE'S HOW! (FUTURES -> USDT-M)



All content in this document is protected by copyright law and strictly prohibited from unauthorized reproduction and redistribution. The text, images, charts, data, and other materials contained in this document are the property of ONLYTRADINGS.COM, a Company of EVERBRIGHTEN. Any copying, distribution, transmission, display, or commercial use of this content without prior written permission from ONLYTRADINGS.COM, a Company of EVERBRIGHTEN, is subject to legal sanctions. Using any part or whole of this document without authorization from ONLYTRADINGS.COM, a Company of EVERBRIGHTEN, is prohibited and may result in civil and criminal liability. Additionally, ONLYTRADINGS.COM, a Company of EVERBRIGHTEN, assumes no responsibility for any legal issues arising from unauthorized use of this document.





## DISCLAIMER

### RISK WARNING FOR FUTURES TRADING AND GENERAL TRADING (ONLYTRADINGS.COM)

Futures trading and trading in general involve significant risks and are not suitable for all investors. Before engaging in futures trading or any form of trading, please carefully consider the following risks and ensure you fully understand them:

#### Market Risk:

The value of futures contracts can fluctuate significantly due to various market conditions, including changes in supply and demand, geopolitical events, and economic data releases. These fluctuations can result in substantial losses.

#### Leverage Risk:

Futures trading often involves leverage, which means you can control a large position with a relatively small amount of capital. While leverage can amplify profits, it can also magnify losses, potentially exceeding your initial investment.

#### Liquidity Risk:

In certain market conditions, it may be difficult or impossible to close a position without incurring significant losses due to a lack of liquidity. This can be particularly true in volatile markets.

#### Counterparty Risk:

Trading in futures contracts involves counterparty risk, where the other party to your trade may default on their obligations. This risk is mitigated but not eliminated by clearinghouses in futures markets.

#### Margin Risk:

Trading on margin means borrowing money to increase your trading position. This can lead to margin calls if the market moves against you, requiring you to deposit additional funds to maintain your position or risk liquidation.

#### Interest Rate Risk:

Changes in interest rates can affect the cost of carrying futures positions, impacting the profitability of your trades.

#### Operational Risk:

Technical failures, software glitches, and human errors can result in losses. Ensure you have robust systems and contingency plans in place.

#### Regulatory Risk:

Futures trading is subject to regulatory changes that can affect market conditions, trading costs, and legal requirements. Stay informed about regulatory developments in the markets you trade.

#### Psychological Risk:

Trading can be emotionally challenging, leading to impulsive decisions and stress. Having a disciplined trading plan and maintaining emotional control are crucial. Diversification Risk: Over-concentration in a single market or asset class can increase risk.

Diversifying your portfolio can help manage risk but does not eliminate it entirely.

#### Disclaimer:

This risk warning is provided for informational purposes only and does not constitute financial advice. OnlyTradings.com does not provide financial or professional advice. OnlyTradings.com recommends that you seek independent financial advice and ensure you understand the risks involved before engaging in futures trading or any other trading activities. Past performance is not indicative of future results. By trading with OnlyTradings.com, you acknowledge and accept these risks. If you have any questions or need further information, please contact our support team at [business@onlytradings.com](mailto:business@onlytradings.com)

All content in this document is protected by copyright law and strictly prohibited from unauthorized reproduction and redistribution. The text, images, charts, data, and other materials contained in this document are the property of ONLYTRADINGS.COM, a Company of EVERBRIGHTEN. Any copying, distribution, transmission, display, or commercial use of this content without prior written permission from ONLYTRADINGS.COM, a Company of EVERBRIGHTEN, is subject to legal sanctions. Using any part or whole of this document without authorization from ONLYTRADINGS.COM, a Company of EVERBRIGHTEN, is prohibited and may result in civil and criminal liability. Additionally, ONLYTRADINGS.COM, a Company of EVERBRIGHTEN, assumes no responsibility for any legal issues arising from unauthorized use of this document.





business@onlytradings.com  
onlytradings.com

## REAL-TIME TRADING POSITIONS

"Stay ahead in the market by accessing real-time trading positions provided for free by our selected prop-traders."

## TRADING IDEAS

"Discover the exceptional trading ideas and strategies from top prop traders."

## PROPRIETARY TRADING

"Meet our selected prop-traders and freely choose whom you want to copy positions from. Additionally, OnlyTradings.com will soon launch a Become-a-Prop-Trader program."

## ORIGINAL SERIES, THE MARKET

"Explore various expert resources on technical, fundamental, and crypto analysis in THE MARKET, an original series published by OnlyTradings.com through expert market research teams."

## ENJOY EVERYTHING FOR FREE

OnlyTradings.com does not require any fees or subscriptions. Every resource is provided for FREE.

Users must register on Bitget.com using our referral code, register on OnlyTradings.com, and complete the UID verification process to gain full access to our resources.

NO MORE HIGH RISKS  
**ONLY TRADINGS.COM**



# ONLYTRADINGS.COM USER GUIDELINES

**Your Comprehensive Handbook for Seamless Trading on  
Bitget and OnlyTradings.com**